

SUNDOWNER-C CUT-OFF LED – up to 18 year Maintenance Cycle

High Vertical Illumination



FEATURES

- Forward Throw Optics
- Up to 4.5 to 1 spacing
- Use 80% less energy
- 60,000 hour system life
- 4500K – 70 CRI Color
- Lumiled Rebel LEDs
- Diecast aluminum housing
- Stainless Steel Hardware
- Field replaceable components
- Five year limited warranty

BENEFITS

- Illuminates Parking Area
- Use less fixtures
- No environmental impact
- 16-18 year maintenance cycle
- Cool white maximizes visibility
- DOE LM-80 certified
- Durable construction
- Long life components
- Easy maintenance
- Tested design

APPLICATIONS

- School facades
- Wall lit parking areas
- Commercial buildings
- Theaters
- Universities
- Indoor walkways
- Tunnels
- Parking Structures
- Doorways
- Car washes

Specifications/Features

GENERAL

- Premium constructed LED wall mounted luminaire
- Lowest possible energy
- No maintenance for up to 18 years
- Replaces up to 150HPS - 175 MH

CONSTRUCTION

- Die cast hinged front and rear housing
- Built in template for electrical box mounting
- Stainless steel captive fasteners
- Polyester powder finish
- Adaptive LED optics
- Custom colors
- Continuous closed cell captive gasket
- LED obscuring stippled lens
- Heat sunk LED boards
- Low LED junction temperatures

LISTINGS/ELECTRICAL

- ETL wet location listed for US and Canada
- Electronic LED driver
- Five year limited warranty
- -20°F starting
- 20 LEDs use 38 watts of power

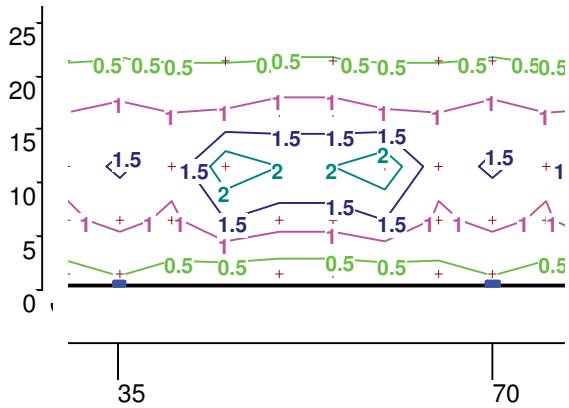
Patent Pending Optics

SNDFT Optical Advantage

Per LM-79, the GUTH patent pending aimed optics put 95.4% of the lumens on the task. Uniformity is unprecedented.



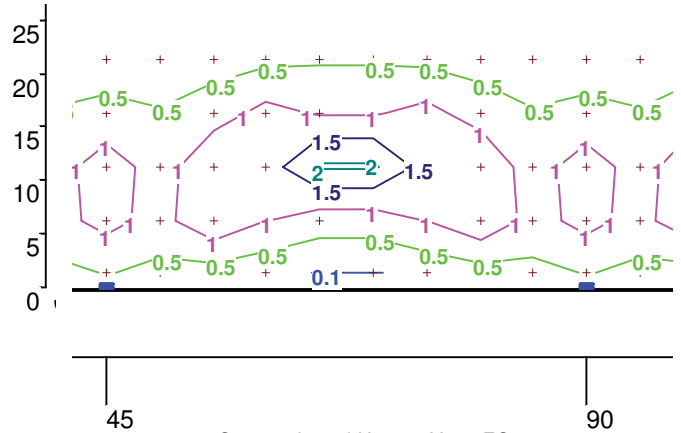
ISO-FOOTCANDLE CHART at 10' MH SNDC 20L - G LM-79 Test # 16553R



Conversion of Hor. to Vert. FC

Dist. from SNDFT	FC Hor	FC Vert
10'	2	2
17'	1	1.7
22'	.50	1.1

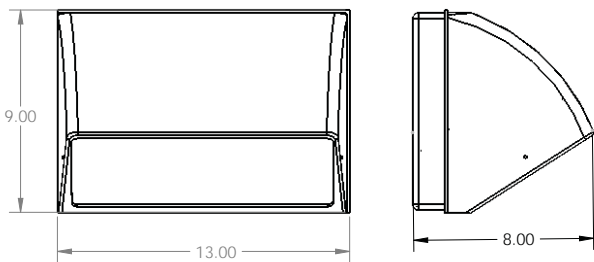
Note: To better visualize visibility convert horizontal to vertical footcandles.
Vert. FC = Hor. FC multiplied by the distance away from the fixture ÷ 10.




Conversion of Hor. to Vert. FC

Dist. from SNDFT	FC Hor	FC Vert
10'	1.5	1.5
16'	1	1.6
20'	.50	1.0

Dimensions



Stippled Lens Hides LED's



LED Heat Sink

SUNDOWNER LED Catalogue Numbers

SNDC	13	B	20L	S	1	Voltage 1 - 120V 2 - 277V
Size	13 - 13"					
Finish	B - Dark bronze C - Custom RAL					Tempered Lens S - Stippled glass G - Clear glass
LEDs			20L - 20 LEDs (38 W)			

Guth utilizes the services of U.L. and ETL for listing products
Specifications and data are subject to change without notice.



Options

- "PEC" - button photocell
- "Hi-Lo" - consult factory

Note: Use Guth GPCF inverter for emergency lighting

Project Name:

Type	Catalogue Number	Comments

Guth Lighting is a Philips group brand - 10/09